




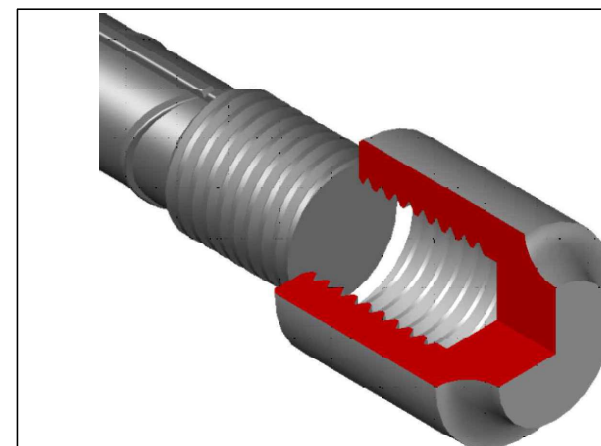
NOTE:

1) **THREAD DETAILS.**
BASIC ISO 68-1:1998 THREAD
PROFILE WITH A 6H
TOLERANCE CLASS IN
ACCORDANCE WITH ISO
965-1:2013

2) **MARKING TO BE IN**
THE MIDDLE OF COUPLER
MARKING:

LINE 1   
COUPLER SIZE BRAND

Item	Article No.	Rebar	Length	OD	Thread
1	101-12MM-XX0002	12/13	36	Ø28	M16 x P2.0
2	101-12MM-XX0003	16	40	Ø32	M20 x P2.5
3	101-12MM-XX0004	19/20	45	Ø36	M24 x P3.0
4	101-12MM-XX0009	22	45	Ø38	M24 x P3.0
5	101-12MM-XX0005	25	50	Ø45	M30 x P3.5
6	101-12MM-XX0010	28/29	55	Ø50	M33 x P3.5
7	101-12MM-XX0006	32	60	Ø55	M36 x P4.0
8	101-12MM-XX0011	36	65	Ø65	M42 x P4.5
9	101-12MM-XX0007	40	70	Ø70	M45 x P4.5
10	101-12MM-XX0008	50	90	Ø85	M53 x P4.0



- Any technical advice/support or drawings provided by us in whatever form is given to the best of our knowledge and for general use only and shall be considered non-binding information.

MOMENT

Material							Article Name
Alternate Material							Coupler Weldable Half JT (Customer Drawing)
Finish			06/12/16				
Tolerance		Rev No	Date	Description	Drawn by	Approved by	Article Number
Unless Otherwise Specified - All Dimensions in millimeter							Refer Table